


# Combi

Recessed



**An innovative fully enclosed luminaire which suits both narrow and standard table ceiling grids without alteration.**

- The luminaire sits inside the grid, fully hiding the 'T' bar from view.
- Competitively priced with fitting and louvre packed together.
- Available with a range of 'lift and tilt' controllers including LG3 2001 65° wedge cross blade louvres designed to comply with the latest requirements.
- Compatible with all generally used control gear and emergency options.
- Designed and manufactured in modern facilities using sophisticated equipment and assembly methods.

CE IP20



**25**  
Years

# Dextra

# Combi

A low cost, fully enclosed, post painted, recessed luminaire which suits both 15mm and 24mm exposed 'T' ceilings.

The luminaire sits inside the grid and hides the structure of the 'T' from view.

Available in 600 x 600mm and 1200 x 600mm body sizes. Other sizes available on request.

Manufactured from CR4GP steel, pre-treated through a three stage iron phosphate system for paint adhesion and durability, and then finished with a white, high gloss, epoxy polyester powder coated paint.

Designed to suit our robotic wire and test equipment.

A wide selection of control gear is available including switch start (as standard), high frequency electronic, analogue dimming or digital dimming systems.

3 hour maintained emergency versions available as standard on all models.

Wieland options available on request.

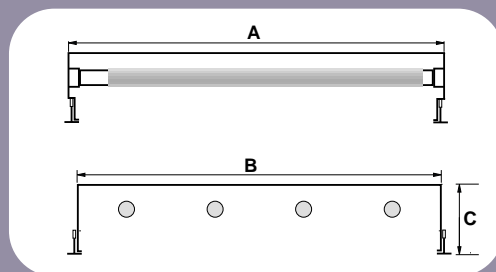
Controller options include: Wedge crossblade louvres compliant with LG3 1996 and 2001. Standard low brightness louvres. Prismatic panels TP(a) fire rated or TP(b).

All controllers are of the 'lift and tilt' variety. The louvre comes packed with the fitting - saving space dedicated to stock or deliveries.

Manufactured to BSEN 60598 specification for recessed luminaires and CE Marked to comply with EMC regulations.

Full technical data sheet and photometrics available on request.

A free, comprehensive design facility can be accessed through our Lighting Services Department.



LG3 2001 65° Louvre



## Recessed


600 x 600 4 lamp Luminaire



Low Brightness Louvre



Prismatic Panel



## Order Details

### Luminaire Details (Switch Start as standard)

Order Code	Nominal Size	Lamps	Weight (CAT 2)	Dimensions		
				(A)Length	(B)Width	(C)Depth
COM 662*	600 X 600	2 x 18w	4.18 kg	619	595	96
COM 663	600 x 600	3 x 18w	4.60 kg	619	595	96
COM 664	600 x 600	4 x 18w	5.00 kg	619	595	96
COM 1232	1200 x 300	2 x 36w	4.22 kg	1229	295	96
COM 1262*	1200 x 600	2 x 36w	7.24 kg	1229	595	96
COM 1263	1200 x 600	3 x 36w	7.80 kg	1229	595	96
COM 1264	1200 x 600	4 x 36w	8.60 kg	1229	595	96

\* LG3 Louvres not available

#### Control Gear Variants - Suffix

Code	Description
HF	High Frequency Electronic
HFR	High Frequency Dimming (Analogue 1-10V)
DDC	Digital Dimming Control
DS	Double Switching Facility
AH	Air Handling Facility (Please indicate Litres per second)
E3	3 Hour Maintained Emergency Pack (Integral)

#### Louvres & Panels - Suffix

Code	Description
C1	LG3 2001 55° (LG3 1996 CAT 1) Louvre
C2	LG3 2001 65° (LG3 1996 CAT 2) Louvre
C3	LG3 1996 CAT 3 Louvre
LB	Ribbed Crossblade Low Brightness Louvre
PP	Prismatic Panel TP(b)
PPTP(a)	Prismatic Panel TP(a)

For application advice and lighting designs please contact our lighting services department on: **01747 858120**

The information, technical specification and photography contained in this literature is representative of general models correct at the time of going to press. In line with our policy of continuous improvement Dextra Lighting Systems PLC reserve the right to make any modifications necessary to parts or details without prior notice. The information contained in this publication does not form part of any contract.  
8-0304

# Dextra

For further information contact:

Dextra Lighting Systems plc

Brickfields Business Park, Gillingham, Dorset SP8 4PX

Direct Sales: 01747 858100 Freephone Fax: 0800 7838444

Email: sales@dextralighting.co.uk Website: www.dextralighting.co.uk