

WHITE



Tungsten and fluorescent lamps make the Clearshave range the obvious choice for bathrooms

Units are available with or without a shaver socket and can be mounted horizontally or vertically.

A standard pull cord controls lighting and two way switching allows most units to be linked to a lightswitch or another Clearshave.

SHAVERLIGHTS

LUMINAIRES

DIFFUSERS




708 WHI




808 WHI



711 WHI




712 WHI



812 WHI



813 WHI



818 WHI



17463 PL



17464 PL

708 WHI
60W 284mm TUNGSTEN STRIP LAMP (SUPPLIED)

1

808 WHI
11W SINGLE ENDED FLUORESCENT TUBE (SUPPLIED)

1

711 WHI
15W WARM WHITE 450mm FLUORESCENT TUBE (SUPPLIED)

1

712 WHI
18W WARM WHITE 600mm FLUORESCENT TUBE (SUPPLIED)

1

713 WHI
30W WARM WHITE 900mm FLUORESCENT TUBE (SUPPLIED)

1

811 WHI
15W WARM WHITE 450mm FLUORESCENT TUBE (SUPPLIED)

1

812 WHI
18W WARM WHITE 600mm FLUORESCENT TUBE (SUPPLIED)

1

813 WHI
30W WARM WHITE 900mm FLUORESCENT TUBE (SUPPLIED)

1

818 WHI
11W SINGLE ENDED FLUORESCENT TUBE (SUPPLIED)

1

17461 PL
(FOR 708 WHI)

1

17462 PL
(FOR 711 WHI,811 WHI)

1

17463 PL
(FOR 712 WHI,812 WHI)

1

17464 PL
(FOR 713 WHI,813 WHI)

1

17465 PL
(FOR 808 WHI,818 WHI)

1

Horizontal/vertical light units with a dual voltage shaver socket.

Units are supplied complete with a pull cord switch which controls the light only.

All Clearshave units incorporate a dual voltage three-hole shaver socket, with a double wound isolating transformer rated 20VA at 230 or 115 volts which meets BS.3535 and allows the user to comply with BS.7671:1992 of the IEE Wiring Regulations making them safe for use in bathrooms.

Any British, American, European or Australian shaver plug can be inserted into the common centre hole and one of the other holes to give the required voltage.

Insertion of a shaver plug automatically switches on the shaver socket by energising the primary side of the isolating transformer – removal automatically switches off.

The transformer is protected against overload by an automatic overload device with automatic resetting.

NB. All Clearshave units are suitable for two-way switching excluding List No.708 WHI.

DIMENSIONS:
708 WHI: 68 x 442mm
711 WHI: 68 x 597mm
712 WHI: 68 x 747mm
713 WHI: 68 x 1046mm
808 WHI: 68 x 442mm
BS.4533: 1990 BS.3535

These products are horizontal/vertical light units.

DIMENSIONS:
811 WHI: 68 x 597mm
812 WHI: 68 x 747mm
813 WHI: 68 x 1046mm
818 WHI: 68 x 442mm

NB. All Clearshave Luminaire units are suitable for two-way switching BS.4533: 1971

BONDING REQUIREMENTS:

When installed in a room containing a fixed bath or shower, Clearshave units should be bonded in accordance with the latest edition of the IEE Wiring Regulations.

These products are for use with the appropriate Clearshave List No's manufactured post August 1987.