

BFH RANGE

this product information has been extracted from

theheatingbook



Tel: Customer Services: 0870 727 0101

Fax: Customer Services: 0870 727 0102

Email: customer.services@glendimplex.com **Website:** www.dimplex.co.uk

Millbrook House, Grange Drive, Hedge End, Southampton SO30 2DF Tel: 0870 077 7117 Fax: 0870 727 0109



Model BFH24RS

Base unit heaters

the **BFH** range

The BFH range has been designed to fit neatly and unobtrusively into fitted furniture, display units, fascias or false walls.

These heaters are ideal for incorporating into plinths of kitchen or bedroom base units or shop display units.



Model BFH24T

BFH RANGE FEATURES

- Maximum output of 2.4kW with switching for 800W and 1600W outputs.
- Models BFH24T (white), BFH24TB (brown) and BFH24TS (stainless steel) have integral controls for ease of installation. Models BFH24R (white), BFH24RB (brown) and BFH24RS (stainless steel) are supplied with a remote switch panel, for positioning convenient to user.
- Variable thermostat for selection of room temperature.
- Neon indicator glows when the unit is switched on.
- Fan only option for cool air circulation.
- Choice of brown, white or stainless steel models to suit any plinth unit.

Colour options:



Stainless steel



Brown



White

BFH BASE UNIT HEATERS

CONTROLS

ALL MODELS:

Thermostat control knob on front of heater with a temperature range of approximately 5°C to 30°C. Lowest setting provides frost protection level.

REMOTE CONTROL MODELS

BFH24R/BFH24RB/BFH24RS:

Switch Panel – 13 amp fuse, double pole isolating switch, two single pole ON/OFF switches controlling elements.

INTEGRAL CONTROL MODELS

BFH24T/BFH24TB/BFH24TS:

Built-in switches on heater fascia on/off, fan only, 3 heat settings. Neon indicator.

ELEMENTS – ALL MODELS

Fully strung, helically wound, 800W and 1600W combine to give 2400W maximum output.

THERMOSTAT – ALL MODELS

Bi-metal type, air temperature sensing.

ELECTRICAL CONNECTIONS

REMOTE CONTROL MODELS:

2.5 metre 6-core colour coded cable is supplied for connecting the heater to the switch panel. The installer must supply suitable conduit or trunking if required and a surface or flush mounting box for the switch panel. A list of suitable standard boxes is supplied with the heater.

INTEGRAL CONTROL MODELS:

Supplied with 2m 3 core cable.

THERMAL SAFETY DEVICE

Interrupt supply to reset type.

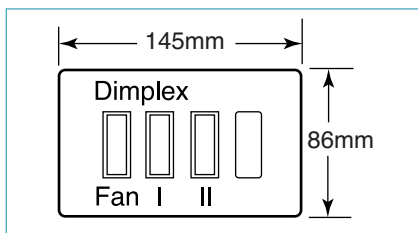

COLOUR

BFH24T/BFH24R – White

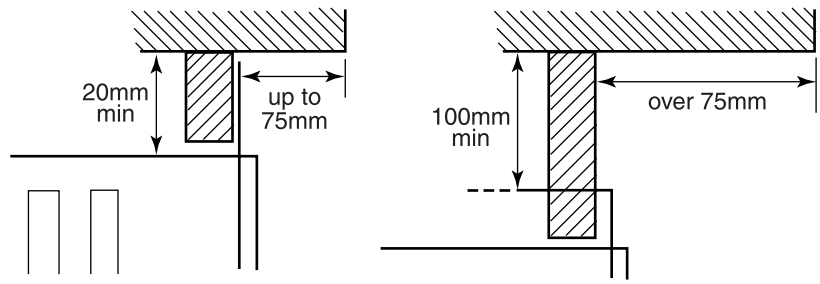
BFH24TB, BFH24RB – Dark Brown

BFH24TS/BFH24RS – Stainless Steel

SWITCH PANEL REMOTE CONTROL MODELS



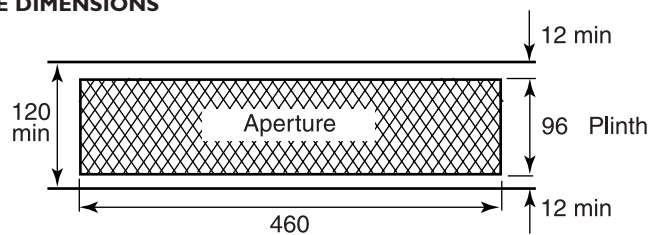
ALL MODELS



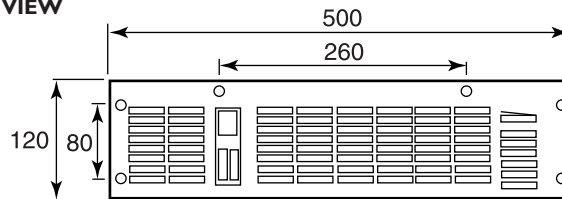
If the overhang above the heater is greater than 75mm, then a distance of at least 100mm must be maintained between the overhang and the uppermost part of the heater.

INSTALLATION/DIMENSIONS (MM)

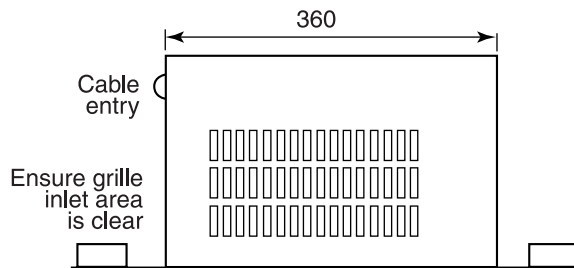
APERTURE DIMENSIONS



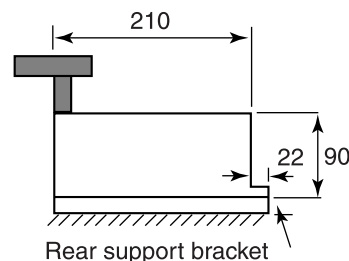
FRONT VIEW



PLAN



SIDE VIEW



Note:

If fitted in corner with adjacent cupboards to right hand side of heater then a distance of at least 150mm must be maintained between the right hand end of the heater and the front of the adjacent cupboard door as shown.

After Sales Service

After sales service if required is absolutely no problem with Dimplex – we have a network of appointed Service Agents spread throughout the Country who are qualified and trained to repair or service any of our appliances.

Bathrooms

Any electrical appliances installed in a bathroom should be fitted by a competent electrician in accordance with the current I.E.E. Regulations.

Portable heaters are NOT suitable for use in a bathroom.

Unless otherwise specified in this brochure, heaters that can be permanently fixed have to be so mounted that any controls cannot be reached by a person using a bath or shower. This restriction does not apply to Dimplex heated towel rails, which do not have controls.

Safety

Dimplex products are designed to comply with EN60335 the British Standard covering the safety requirements of electric heating appliances, and momentary contact with any part of the heater should not cause injury. However, in order to be effective, heaters or towel rails of any type do get hot especially (if applicable) around the air outlet grille. Therefore if aged or infirm persons, or young children, are likely to be left unsupervised in the vicinity of a heater we advise that precautions should be taken. We recommend that a guard is fitted around the heater, as is normal with many types of heating appliance in similar circumstances, to ensure contact with the heater is avoided and objects cannot be inserted into the product.

(Please see page 36 for details of accessory guards.)

Heating appliances should never be covered or positioned where objects may fall onto them.

Specifications

Dimplex policy is one of continuous improvement; the Company therefore reserves the right to alter specifications without notice. Although every care has been taken in the reproduction of product finishes in this brochure, the colour photographs should be taken only as a guide. The information contained in this brochure is correct at the time of printing. You are advised to consult your Dealer before purchasing.

Plugs

All portable appliances are supplied with a fitted plug.

British Electrotechnical Approvals Board BEAB Approved

The mark of the British Electrotechnical Approvals Board signifies that the appliance bearing it has been produced to the stringent safety requirements for domestic electrical appliances as laid down in EN60335.



CE Mark

Products carrying the CE mark comply with European safety standards and the European Standard for electro-magnetic compatibility.



Installation Guidance

This brochure is designed to assist you with your choice of Dimplex products and it is not intended as an installation guide.

For safety, products should only be installed by a competent person, in accordance with current regulations and the manufacturers instructions. If you require further advice concerning the installation of our products – especially where the installed dimensions may be critical to your choice and the location of the product – please contact our customer service department on 0870 727 0101 or consult your installer.

Please note that the dimensions contained within this brochure do not in all cases include clearances required around installed products for safe operation.

Additional Literature

In addition to this publication we have separate, more detailed brochures on the following products:

- DuoHeat radiator
- Commercial heating
- Under-Tile heating
- Fires and surrounds
- Water Heating

Please ring our brochureline for your copy

Useful Numbers

Tel: Customer Services: 0870 727 0101
Brochure line: 0870 727 0115

Fax: Customer Services: 0870 727 0102
Brochure line: 0870 727 0123

Email: customer.services@glendimplex.com

Websites: www.dimplex.co.uk

Please note – these phone numbers are charged at standard national rate – they are NOT premium rate numbers.

Dimplex, Twin Sensor and Quartzray are all Registered Trade Marks in the United Kingdom.

Dimplex Optiflame fires are protected by patent Nos: GB2230335, AU621713, USA4965707, IE63651 and NZ232435.

All the Optiflame products shown in this brochure are protected by intellectual property rights owned by Glen Dimplex UK Limited or members of the Glen Dimplex Group on an international basis. The Glen Dimplex Group of Companies will actively protect these rights.

© Glen Dimplex UK Limited

All rights reserved. Material contained in this publication may not be reproduced in whole or in part, without prior permission in writing of Glen Dimplex UK Limited.

Dimplex®

Making life comfortable

Marketing Department, Millbrook House, Grange Drive, Hedge End, Southampton, SO30 2DF Telephone: 0870 077 7117 Fax: 0870 727 0109

Designed and produced by Carrington Caunter Associates Limited, Christchurch (Bournemouth), Telephone 01202 499612

Selected furniture supplied by BoConcept, Bournemouth / The Furnishing Place, Maidenhead.

Kitchens from Interfit Design Studio, New Milton, Hants. Locations courtesy of: Broomhill Conservatories, Christchurch, Dorset. Coastal Bathrooms, New Milton, Hants.

D1190/0505