



ACID PROOF CENTRIFUGAL FANS CAA





ACID PROOF CENTRIFUGAL FANS

CAA

- Centrifugal duct fans to extract fumes with chemical and corrosive agents (sulfuric acid, nitric acid, trichloroethylene, petrol, etc.).

- Also suitable for application on machines where a forced ventilation or air suction is required.

- Body and impeller in polypropylene with nylon hub graphite treated.

- 2 poles or 4 poles induction motors with ball bearings and IP 55 protection.

- Impeller housing can be installed in any different position with possibility of opposite rotation (on request, see table page 63) (except the model 610).

The standard product is supplied with impeller housing position CCW 360.

- Fans with specialised motors are available on request i.e. Flameproof.

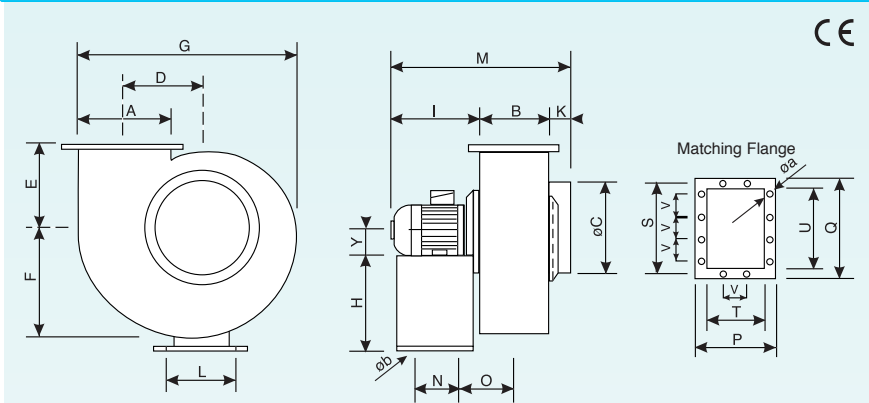
- In accordance with the essential requirements of 89/392/CE directive concerning machines, and with European Standards EN 292 part I and II, UNI EN 294 and IEC 204-1 and 2.

- Industrial regulators available (see page 99).

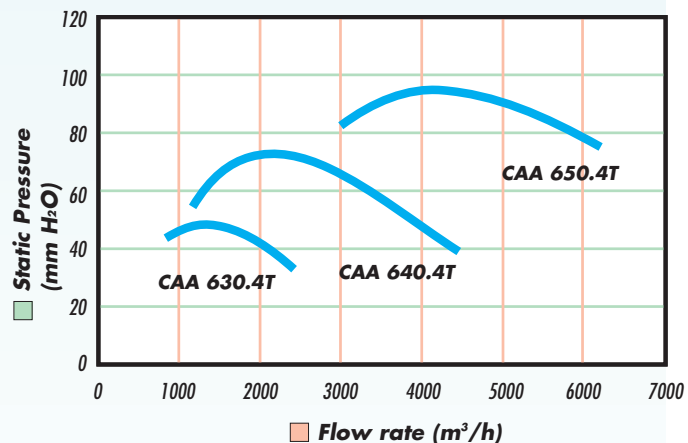
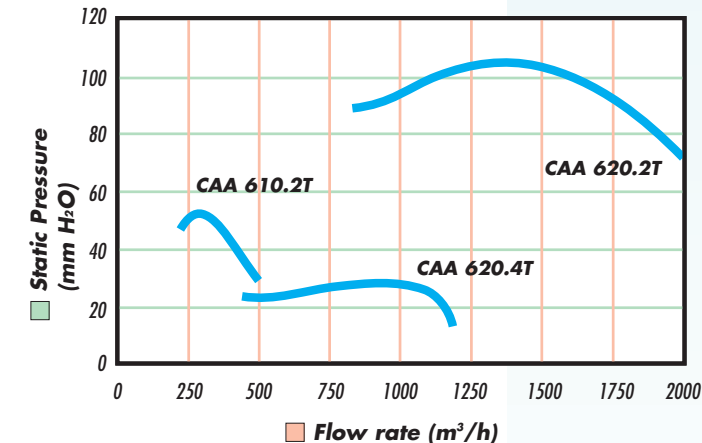
Accessories:

- See page 114.

Dimensions



Model	A	B	eC	D	E	F	G	H	Y	K	I	L	M	N	O	P	Q	R	S	T	U	V	eA	eB	h	a	a	Kg
CAA 610	90	90	125	103	109	133	270	130	55	28	179	175	297	130	80	135	135	110	110	85	85	-	7,5	10	4	6		
CAA 620	165	135	200	148	148	201	397	200	63	48	220	215	403	170	95	180	210	164	194	130	160	85	7	10	6+2	13		
CAA630	205	165	250	185	180	240	503	250	80	45	245	255	455	175	125	228	266	200	240	160	200	80	7	10	8+2	19		
CAA640	245	205	315	222	218	293	590	310	90	65	282	234	552	175	155	265	306	241	282	195	240	100	9	12	6+4	31		
CAA650	290	235	355	259	268	356	699	320	100	60	315	285	610	200	170	305	356	275	326	225	280	100	9	12	8+4	64		



Technical Data

Model	Ref.	Motor Protection	Motor	Max air mov. m ³ /h	Max.Press. mm H ₂ O	N° Poles	W	Hz	Nom. cur. A. at 230V	Nom. cur. A. at 400V	dB(A) at 2 m	RPM	Motor Support
CAA 610 2T	OW 440 0	IP55	three-phase	550	49	2	220	50/60	0,83	0,48	65	2800	YES
CAA 620 2T	OW 441 3	IP55	three-phase	2000	103	2	1200	50/60	3,45	2,0	68	2770	YES
CAA 620 4T	OW 442 6	IP55	three-phase	1200	26	4	270	50/60	1,18	0,68	55	1400	YES
CAA 630 4T	OW 443 4	IP55	three-phase	3000	43	4	800	50/60	2,60	1,5	64	1400	YES
CAA 640 4T	OW 444 2	IP55	three-phase	4300	61	4	1300	50/60	4,3	2,5	65	1400	YES
CAA 650 4T	OW 445 9	IP55	three-phase	6500	90	4	3300	50/60	10,4	6,0	70	1400	YES